

VASQUE

→ RE:CONNECT ←



FALL 2023 



ABOUT THE COLLECTION —

At Vasque, we believe that you don't have to travel far to change your perspective. That by simply stepping outside, we can change how we feel on the inside. And, that when we disconnect, we reconnect - with ourselves, our priorities, and our full potential.

The Re:connect collection from Vasque debuts with a modern family of footwear that is the most versatile shoe we've ever made. The shoe that allows us to go - whether it's out the front door, or into the backcountry.

Our debut footwear family (the first of many yet to come), is called "Here", a nod to find full potential anywhere outside.



VASQUE

→ R E : C O N N E C T ←



INTRODUCING —

HERE

The shoe that grounds you in the present moment

- Lightweight, breathable form fitting upper
- 100% recycled polyester mesh upper
- 85% recycled polyester webbing
- 85% recycled polyester lace
- Optimized heel fit collar system
- 60% recycled content heel counter
- Wrap around deconstructed form fitting tongue construction
- 20% Bloom EVA insert
- Sustainable foot bed top cover, made with 36% S. Café yarn
- High energy return midsole with 20% sugarcane for comfort + responsiveness
- Aggressive outsole lugs for enhanced micro multi-directional traction





7260
Men's

Sizes | 7-12, 13, 14
Weight | 1lb 8oz (675g)

7261
Women's

Sizes | 6-11
Weight | 1lb 3oz (533g)



HERE

Sphagnum Green
Mid



HERE

Sphagnum Green
Low



7268
Men's

Sizes | 7-12, 13, 14
Weight | 1lb 9oz (697g)

7269
Women's

Sizes | 6-11
Weight | 1lb 4oz (567g)



FEATURES:

- 100% Recycled Polyester Mesh Upper
- High Rebound EVA + 20% Sugarcane Midsole
- Bloom EVA footbed
- Vasque R2T Outsole
- Built on Ascent Last



COLOR INSPIRATION:

NATURAL IMMERSION

CAMOUFLAGE BASED IN A DEEP SHADE OF MOSS CREATES A STATE OF IMMERSION INTO NATURE

vasque.com

BREATHABILITY

The 100% recycled mesh permits air flow and allows perspiration to escape.

INCREDIBLE FIT

The new optimized heel fit collar system cushions while securing the heel; providing both comfort and stability.

@vasquefootwear



COMFORT

A high energy return midsole provides comfort and responsiveness, and the footbed top cover made with S. Café yarn to help regulate temperature.

SUPERIOR TRACTION

The Vasque R2T outsole with extended heel maximizes contact with the ground.

vasque.com



7262
Men's

Sizes | 7-12, 13, 14
Weight | 1lb 8oz (675g)

7263
Women's

Sizes | 6-11
Weight | 1lb 3oz (533g)



HERE

Peyote
Mid



HERE

Peyote
Low



7270
Men's

Sizes | 7-12, 13, 14
Weight | 1lb 9oz (697g)

7271
Women's

Sizes | 6-11
Weight | 1lb 4oz (567g)



FEATURES:

- 100% Recycled Polyester Mesh Upper
- High Rebound EVA + 20% Sugarcane Midsole
- Bloom EVA footbed
- Vasque R2T Outsole
- Built on Ascent Last



COLOR INSPIRATION:

UTILITARIAN CALMNESS

NATURAL TONES CREATE A FEELING OF UTILITARIAN CALMNESS THAT IS TIMELESS

BREATHABILITY

The 100% recycled mesh permits air flow and allows perspiration to escape.

INCREDIBLE FIT

The new optimized heel fit collar system cushions while securing the heel; providing both comfort and stability.



COMFORT

A high energy return midsole provides comfort and responsiveness, and the footbed top cover made with S. Café yarn to help regulate temperature.

SUPERIOR TRACTION

The Vasque R2T outsole with extended heel maximizes contact with the ground.





7582
Men's

Sizes | 7-12, 13, 14
Weight | 1lb 8oz (675g)

7609
Women's

Sizes | 6-11
Weight | 1lb 3oz (533g)



HERE

Mocha Bisque
Mid



HERE

Mocha Bisque
Low



7272
Men's

Sizes | 7-12, 13, 14
Weight | 1lb 9oz (697g)

7273
Women's

Sizes | 6-11
Weight | 1lb 4oz (567g)



FEATURES:

- 100% Recycled Polyester Mesh Upper
- High Rebound EVA + 20% Sugarcane Midsole
- Bloom EVA footbed
- Vasque R2T Outsole
- Built on Ascent Last



COLOR INSPIRATION:

DEEPLY ROOTED EARTH

BROWN TONES CONSTRUCT A FEELING OF BEING DEEPLY ROOTED INTO EARTH

BREATHABILITY

The 100% recycled mesh permits air flow and allows perspiration to escape.

INCREDIBLE FIT

The new optimized heel fit collar system cushions while securing the heel; providing both comfort and stability.



COMFORT

A high energy return midsole provides comfort and responsiveness, and the footbed top cover made with S. Café yarn to help regulate temperature.

SUPERIOR TRACTION

The Vasque R2T outsole with extended heel maximizes contact with the ground.



MATERIALS + TECHNOLOGIES



S. Café® roasts coffee waste, such as grounds, and turns them into fibers, yarns, textiles, and apparel. S. Café® technology, with a low temperature, high-pressure and energy saving process, combines coffee grounds onto the yarn surface, changing the characteristics of the filament, and offering up to 200% faster drying time compared to cotton. The S.Café® process of roasting and brewing maximizes the functional performance capacity of the coffee ground. The four permanent functions maximized by this process include odor control, fast drying, UV protection and cool touch.



Formerly known as Bloom Foam, Rise is your environmentally conscious, high-performance replacement for traditional petroleum-based EVAs. Foams utilizing Bloom's algae technology deliver striking performance values, which make them excellent replacements for conventional foams. Algae's natural thermoplastic qualities allow Rise to meet, and in some cases exceed performance characteristics of conventional closed-cell flexible foams.

FORM + FIT



The last is the solid form around which a shoe is molded. The fit of a shoe depends on the design, shape and volume of the shoe last. The shoe last must accommodate the anatomical features of the foot, while giving the finished shoe a great appearance.

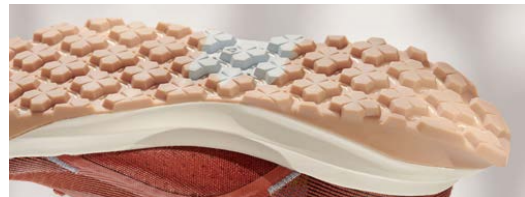
The dimensions of the last correspond to the size and width of the shoe. One last can be used in many styles, resulting in different looking, but similar fitting footwear. If a customer previously fit into a particular size shoe using a certain last, they should fit into any style shoe built around that last.



ASCENT LAST

- Athletic inspired last
- Anatomical toe box
- Tailored instep
- Medium to low volume heel

GRIP + TRACTION



Vasque R2T

Aggressive outsole lugs for enhanced micro multi-directional traction.



MEN'S

7582
MEN'S
Mocha Bisque
Low



7272
MEN'S
Mocha Bisque
Mid



7262
MEN'S
Peyote
Low



7270
MEN'S
Peyote
Mid



7260
MEN'S
Sphagnum Green
Low



7268
MEN'S
Sphagnum Green
Mid



WOMEN'S

7609
WOMEN'S
Mocha Bisque
Low



7273
WOMEN'S
Mocha Bisque
Mid



7263
WOMEN'S
Peyote
Low



7271
WOMEN'S
Peyote
Mid



7261
WOMEN'S
Sphagnum Green
Low



7269
WOMEN'S
Sphagnum Green
Mid




SALES TOOLBOX —

The Re:connect Sales Toolbox includes a variety of sales and marketing assets:

- Catalog
- Price Lists
- Images
- Video
- and more...

To access the Re:connect Sales Toolbox use the link and steps below:

- <https://redwing.widencollective.com/portals/tf4fowil/VasqueReconnectSalesToolbox>
- Your Email Address
- Access Code: **Sales2023**
- Check “I consent” Box



This portal is private

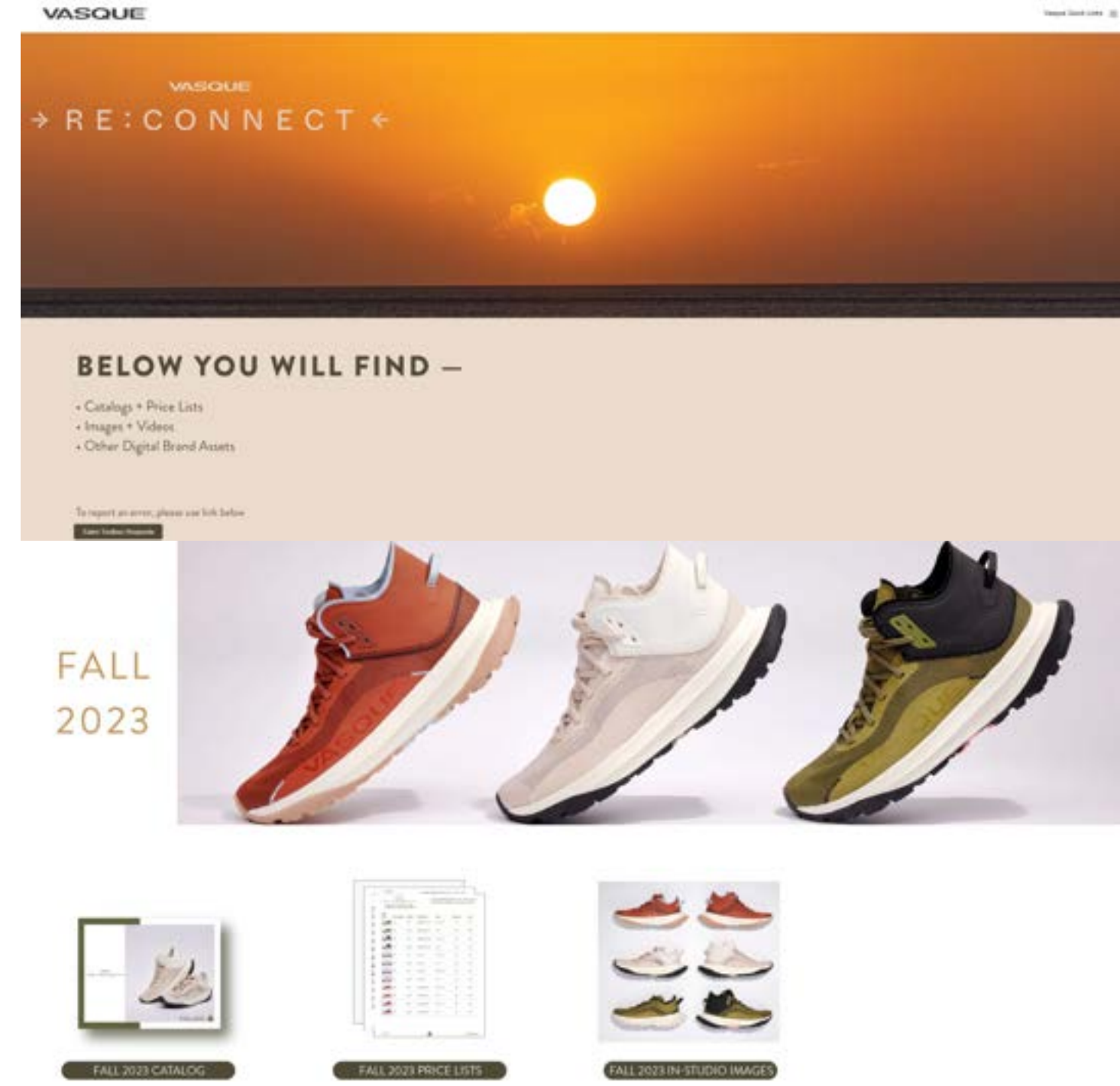
Please enter your email address and access code to view the portal.

Email Address *
name@example.com

Access code *
Sales2023

I consent to my email being stored for reporting purposes outlined in this privacy policy. [View privacy policy.](#)

[View portal](#)



VASQUE

→ RE:CONNECT ←

BELOW YOU WILL FIND —

- Catalogs + Price Lists
- Images + Videos
- Other Digital Brand Assets

To report an error, please see link below

[Sales Toolbox/Privacy](#)

FALL 2023

FALL 2023 CATALOG

FALL 2023 PRICE LISTS

FALL 2023 IN-STUDIO IMAGES



RE:CONNECT
↓
RE:CONNECT
↑

325 MAIN ST • RED WING, MN 55066
PH 800.842.1301 • FAX 651.388.1163
VASQUE.COM

© Red Wing Shoe Company, Inc.